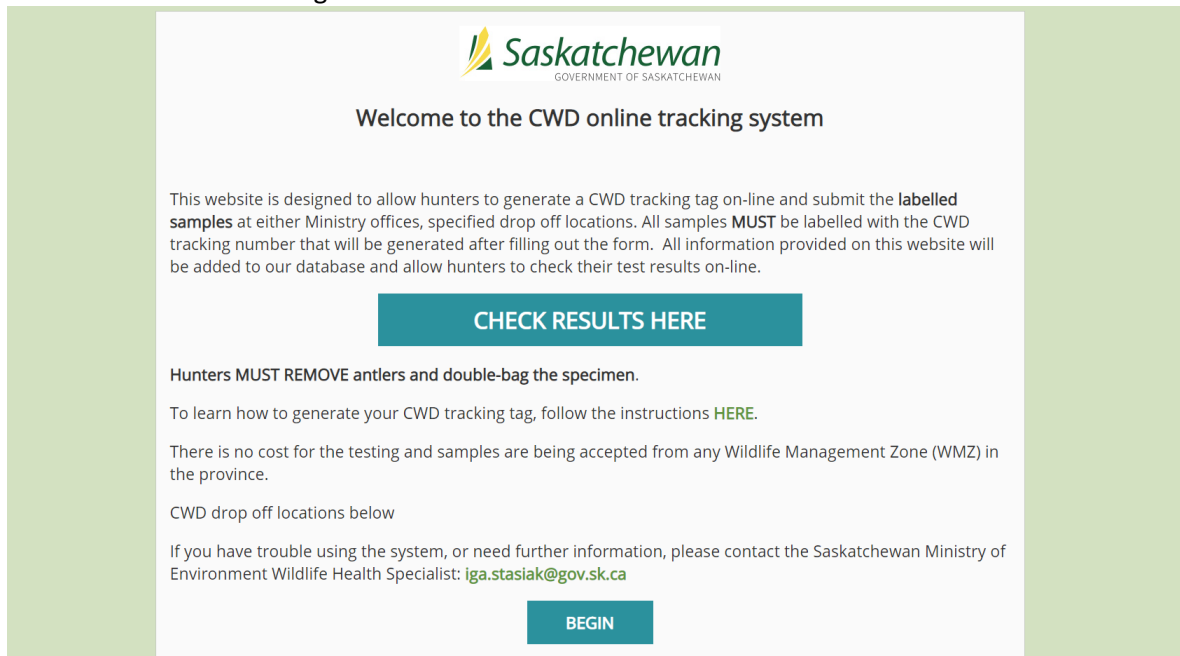



Instructions for CWD website:

- Go to cwdsk.ca and hit begin.



The screenshot shows the homepage of the CWD online tracking system. At the top is the Saskatchewan Government of Saskatchewan logo. Below it, the heading reads "Welcome to the CWD online tracking system". A paragraph explains that the website is for hunters to generate CWD tracking tags and submit samples. A prominent teal button labeled "CHECK RESULTS HERE" is centered. Below this, instructions state that hunters must remove antlers and double-bag specimens, and provide a link to learn more. It also notes that there is no cost for testing and lists drop-off locations. At the bottom, contact information for the Wildlife Health Specialist is provided, along with a teal "BEGIN" button.

- It will prompt you to add all your information regarding the submission. Fields with an asterisk are mandatory.



CWD SASKATCHEWAN - SUBMISSION

* Required fields are marked with an asterisk

YOUR INFORMATION
?

* First name(s)

* Surname(s)

Street address

Town/City

Province

* Phone number

* Email address

ANIMAL INFORMATION
?

Date animal was shot (Format: YYYY-MM-DD)

- Enter the location where the animal was harvested. You can use the map provided to get as accurate as possible

Dropoff Location

HAL Number

* Species

* Sex Female Male Unknown

Healthy? Yes No Unknown

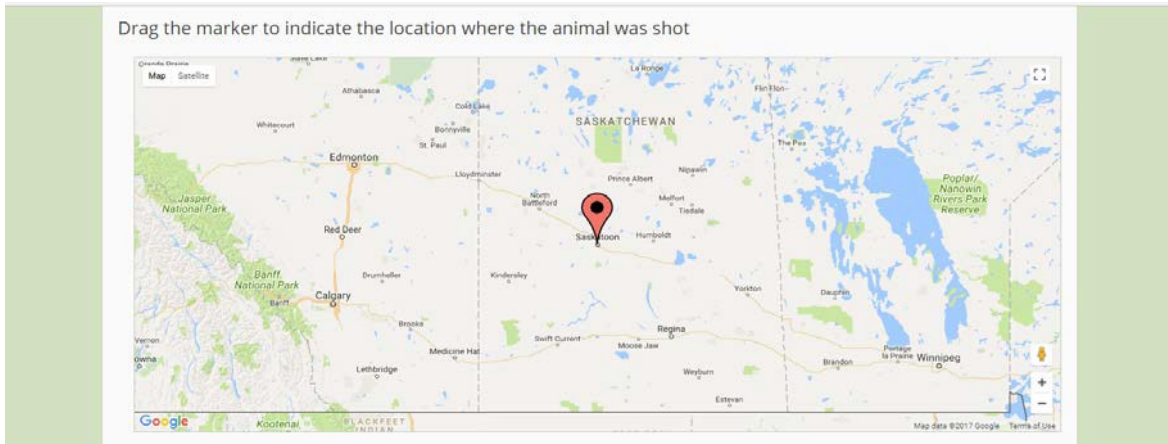
LOCATION
?

* WM Zone

Legal Land Description
Quarter, Section, Township, Range, E/W, Meridian

Location description

Coordinates (decimal degrees)

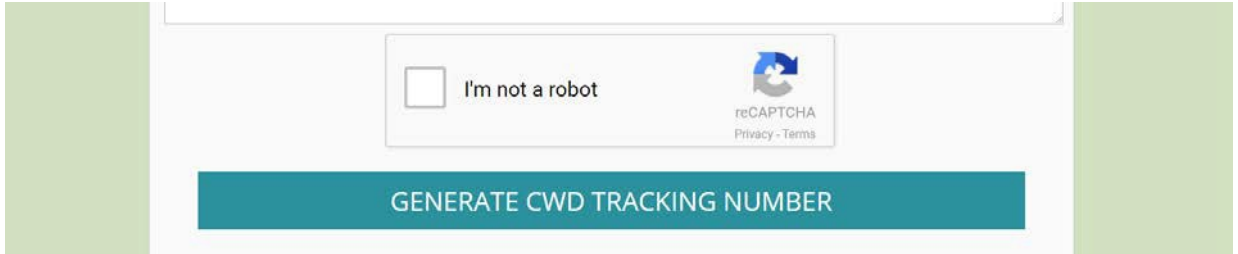


- If you noted any abnormalities please describe them in the space provided.

HISTORY

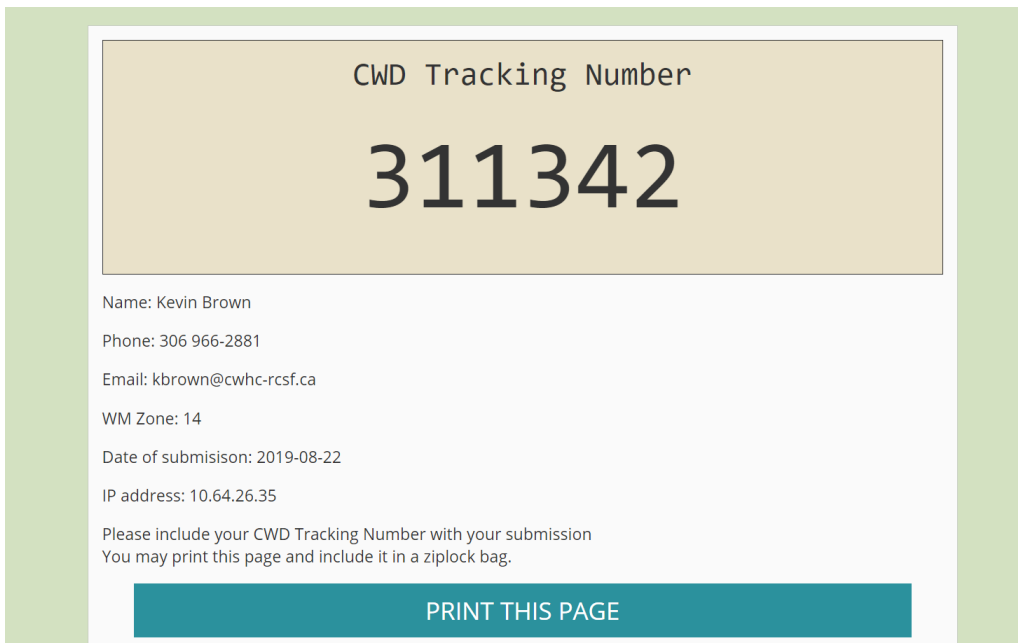
Please tell us about any interesting or unusual environmental conditions or observations regarding the animal that you may have noted

- Once all fields are filled in you must click the “I’m not a robot” box and go through the procedure. This is to reduce the amount of spam and bots.



The screenshot shows a web form with a white background and green sidebars. At the top, there is a checkbox labeled "I'm not a robot" and a reCAPTCHA logo with "reCAPTCHA Privacy - Terms" text. Below this is a teal button with the text "GENERATE CWD TRACKING NUMBER".

- “Hit the “Generate CWD Tracking Number”. You will be given a random 6-digit number which **MUST** be attached to the submission. We recommend double-bagging the head, and either printing or writing a copy of your Hal number and Tracking number. You will need both numbers to fill out a CWD Tyvek tag when you get to your drop-off location. Please remove the antlers!”



The screenshot shows a confirmation page with a white background and green sidebars. At the top, it says "CWD Tracking Number" followed by the large number "311342". Below this, the following information is listed:

Name: Kevin Brown
Phone: 306 966-2881
Email: kbrown@cwhc-rcsf.ca
WM Zone: 14
Date of submission: 2019-08-22
IP address: 10.64.26.35

Please include your CWD Tracking Number with your submission
You may print this page and include it in a ziplock bag.

At the bottom, there is a teal button with the text "PRINT THIS PAGE".